
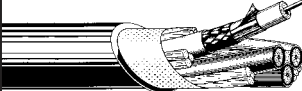


# 75Ω Coaxial Cable / Triaxial Cable

## 75Ω Coaxial Multichannel Cables

Combining Multiple Coaxial Cables into One Simplifies Wiring for Video Peripherals

Inner jackets for individual units are color-coded for easy signal line identification. Significantly reduces work required to phase-compensate differences in line lengths.

Type	Model	No. of ch.	Sales units	Nom. O.D	Weight	Unit composition				Electrical characteristics						
						Inner cond.		Insulation	Outer conductor		Unit O.D.	Inner cond. resistance	Outer cond. resistance	Characteristic impedance	Attenuation	
						Cross sec. area conductor comp.	O.D.	O.D.	Braid coverage	mm <sup>2</sup> /(AWG) Q'ty/mm						mm
 <p><b>V4-C</b></p> <p>Jacket color: black Insulation: PE</p>	V3-1.5C	3	100 500	7.4	7.3	Refer to L-1.5C2VS (P39)				2.6	42.4	3.3	75	9.6		
	V4-1.5C	4		8.4	9.4											
	V5-1.5C	5		9.2	11											
	V3-3C	3		11.5	15	0.18 (25) 7/0.18A	0.54	3.1	0.14A/5/24 (>97%)	4.4	10.6	1.1	75	4.8		
	V4-3C	4		13.0	20											
	V5-3C	5		14.2	24											
	 <p><b>V4-CFB</b></p> <p>Jacket color: black Insulation: Foam PE</p>	V4-5C		4	100 500	17.1	30	Refer to L-5C2VS (P44)				6.0	5.1	1.2	75	3.4
		V5-5C		5		19.2	38									
★ V3-3CFB		3	—	11.5		14	Refer to L-3CFB (P44)				4.4	5.6	1.4	75	3.2	
★ V4-3CFB		4	—	13.0		19										
★ V5-3CFB		5	100 500	14.2		23										
★ V3-4CFB		3	—	12.9		18	Refer to L-4CFB (P44)				5.0	3.7	1.0	75	2.9	
★ V4-4CFB		4	—	14.4		23										
★ V5-4CFB		5	—	16.1		29										
★ V3-5CFB		3	100 500	17.1		29	Refer to L-5CFB (P44)				6.5	2.3	0.7	75	2.2	
★ V4-5CFB		4	—	18.8		36										
★ V5-5CFB	5	—	21.1	46												

Jacket PVC Dielectric strength: 1000V AC/min.


★ Custom models. Please ask us for ordering lot.

### V-C Series


- Outer conductors consisting of high-coverage braided shields and pliable PVC jackets offer superior durability.

### V-CFB Series

- Low-loss foam PE used for insulation.



## 75Ω Triaxial Cables

Type	Model	Sales units	Nom. O.D	Weight	Inner cond.		Insulation 1	Outer cond.1	Insulation 2	Outer cond.2	Electrical characteristics				
					Cross sec. (AWG) & comp.	O.D.					O.D.	Braid coverage and comp.	O.D.	Braid coverage and comp.	Inner cond. resistance
					m	mm	kg/100m	mm <sup>2</sup> /(AWG) Q'ty/mm	mm	mm	mm/ends/carriers	mm	mm/ends/carriers	Ω/100m	Ω/100m
 <p><b>L-5CFTX</b></p> <p>Jacket colors: black, red, green</p>	L-5CFTX	100 200	8.8	11.6	0.79(19) 1/1.0A	1.0	4.8	0.14A/6/24 (91% or more)	6.4	0.16A/8/24 (95% or more)	2.3	—	55	75	2.2
	★ L-4CFTX		9.1	11.0	0.50(20) 1/0.80A	0.80	3.7	0.14A/7/16 (93% or more)	5.5	0.14A/7/24 (95% or more)	2.7	—	55	75	2.9
	★ L-7CFTX	100 200 500	11.0	—	1.54(16) 1/1.40A	1.40	6.5	0.14A/8/24 (93% or more)	8.7	0.14A/8/24 (88% or more)	1.18	—	55	75	1.7
	★ 10CFTX-SC		14.5	—	3.01(9) 7/0.74A	2.22	9.6	0.14A/10/24 (95% or more)	11.4	0.16A/10/24 (94% or more)	0.62	—	55	75	1.1

Insulation: 1: foam PE, 2: polyethylene Dielectric strength: 1000V AC/min.

★ Custom model. Please ask us for ordering lot.

- Highly wear resistant thermal plastic elastomer jacket.
- Cable assemblies also available.