

9097250 TOSHIBA (DISCRETE/OPTO)

56C 07287 07-33-21

SILICON PNP TRIPLE DIFFUSED TYPE

2SA1264

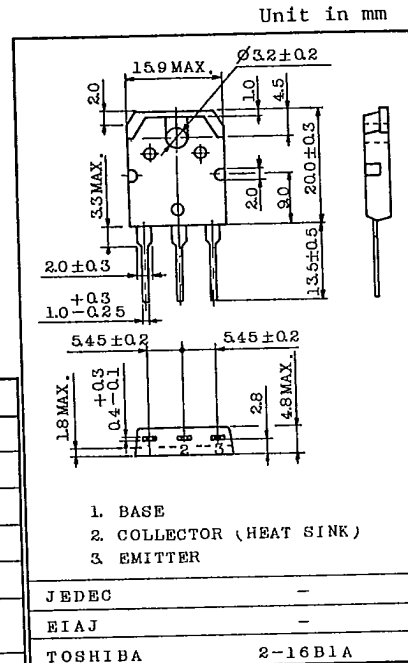
POWER AMPLIFIER APPLICATIONS.

FEATURES:

- Complementary to 2SC3181
- Recommend for 55W High Fidelity Audio Frequency Amplifier Output Stage.

MAXIMUM RATINGS (Ta=25°C)

CHARACTERISTIC	SYMBOL	RATING	UNIT
Collector-Base Voltage	V _{CB0}	-120	V
Collector-Emitter Voltage	V _{CE0}	-120	V
Emitter-Base Voltage	V _{EB0}	-5	V
Collector Current	I _C	-8	A
Base Current	I _B	-0.8	A
Collector Power Dissipation (Tc=25°C)	P _C	80	W
Junction Temperature	T _j	150	°C
Storage Temperature Range	T _{stg}	-55 ~ 150	°C



Weight : 4.6g

ELECTRICAL CHARACTERISTICS (Ta=25°C)

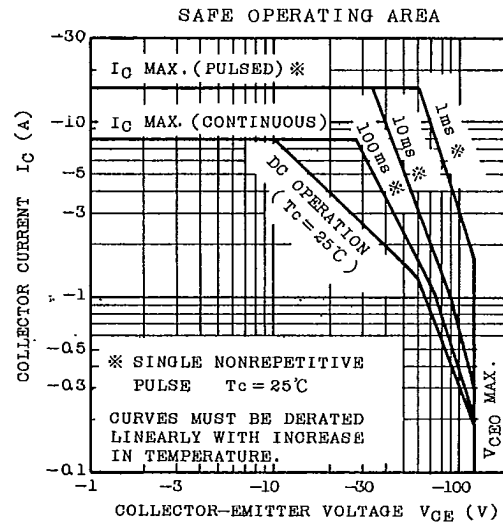
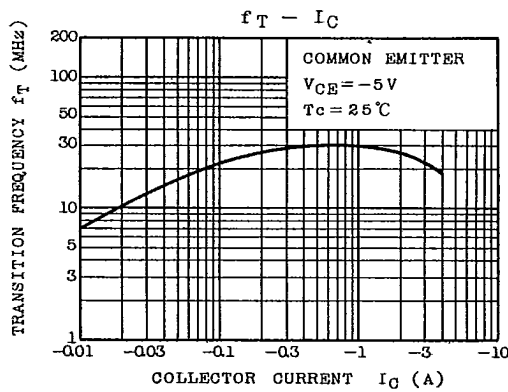
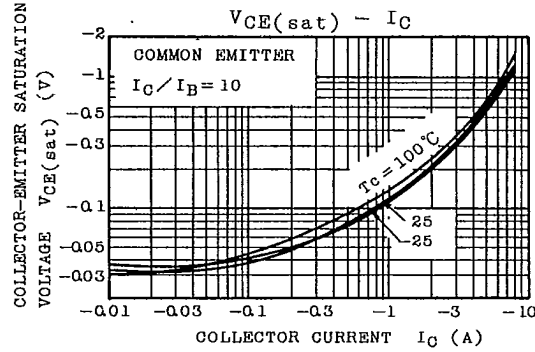
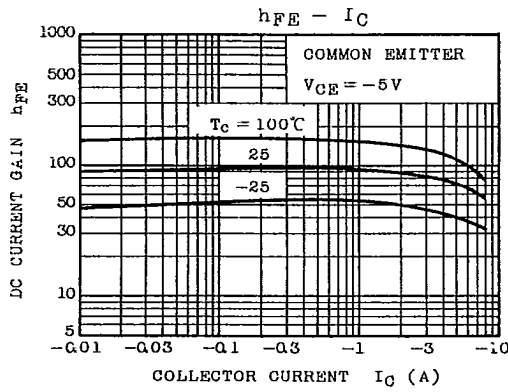
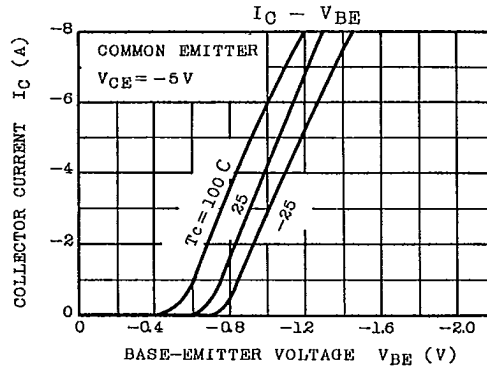
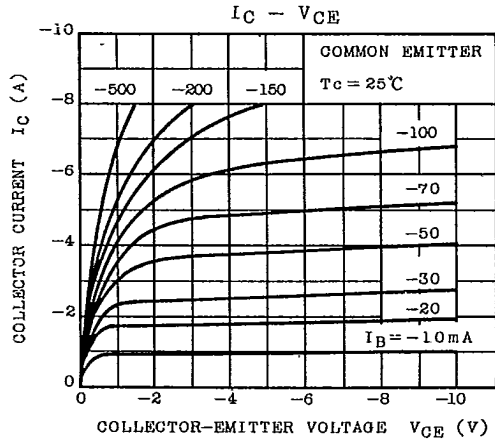
CHARACTERISTIC	SYMBOL	TEST CONDITION	MIN.	TYP.	MAX.	UNIT
Collector Cut-off Current	I _{CB0}	V _{CB} =-120V, I _E =0	-	-	-5.0	μA
Emitter Cut-off Current	I _{EB0}	V _{EB} =-5V, I _C =0	-	-	-5.0	μA
Collector-Emitter Breakdown Voltage	V _{(BR)CEO}	I _C =-50mA, I _B =0	-120	-	-	V
DC Current Gain	h _{FE} (1) (Note)	V _{CE} =-5V, I _C =-1A	55	-	160	
	h _{FE} (2)	V _{CE} =-5V, I _C =-4A	35	75	-	
Collector-Emitter Saturation Voltage	V _{CE(sat)}	I _C =-6A, I _B =-0.6A	-	-0.80	-2.0	V
Base-Emitter Voltage	V _{BE}	V _{CE} =-5V, I _C =-4A	-	-0.97	-1.5	V
Transition Frequency	f _T	V _{CE} =-5V, I _C =-1A	-	30	-	MHz
Collector Output Capacitance	C _{ob}	V _{CB} =-10V, I _E =0, f=1MHz	-	420	-	pF

Note : h_{FE}(1) Classification R : 55~110 O : 80~160

TOSHIBA CORPORATION

9097250 TOSHIBA (DISCRETE/OPTO)
2SA1264

56C 07288 DT-33-21



TOSHIBA CORPORATION

This datasheet has been downloaded from:

www.DatasheetCatalog.com

Datasheets for electronic components.